




















	★ GOOD ★			★★ BETTER ★★		★★★ BEST ★★★	
	Grab Bars						
Product Name	12" Suction Cup Grab Bar	12" Suction Cup Grab Bar	Rotating Suction Cup Grab Bar	White Powder-Coated Grab Bar	Chrome Knurled Grab Bar	Rotating Flange Grab Bar	Knurled Grab Bar
Item #	RTL13095	RTL13083	RTL13084	RTL12012, 12016-3, RTL12018, 12024-3	12112-3, 12116-3, RTL12118, 12124-4, 12132-3	785-130, 785-132, 785-134, 785-136, 785-138	785-100, 785-102, 785-104, 785-106, 785-108
Product Image							
Sales Channel							
Key Differences	Easy to install suction cup grab bar.	Easy to install suction cup grab bar, featuring safety indicator.	Rotating suction cup grab bar allows for adjusting the bar to multiple angles.	Durable, white powder coated steel grab bar.	Easy installation, durable chrome grab bar.	Rotating flange grab bar with knurled grip for added security.	Chrome grab bar with non-slip knurled grip for added security.
Installation	Tool free	Tool free	Tool free	Drill Required	Drill Required	Drill Required	Drill Required
Color	White/Blue, White/Beige	White/Beige	White/Orange	White Powder Coated	Chrome	Chrome	Chrome
Material	Plastic	Plastic	Plastic	Steel	Steel	Steel	Steel
Length	12.00"	12.00"	19.75"	12", 16", 18", 24"	12", 16", 18", 24", 32"	12", 16", 18", 24", 32"	12", 16", 18", 24", 32"
Suction Diameter	3.75"	3.75"	3.75"	--	--	--	--
Clearance From Wall	--	--	--	1.5"	1.5"	2.5"	1.75"
Product Weight	0.5 lbs	0.5 lbs	1.0 lbs	0.9 lbs - 1.6 lbs	1.1 lbs - 2 lbs	1.05 lbs - 1.87 lbs	1.05 lbs - 1.83 lbs
Shipping Weight	3.5 lbs	3.5 lbs	3.5 lbs	3.5 lbs - 5 lbs	3.3 lbs - 6.1 lbs	14.46 lbs - 25.2 lbs	14.33 lbs - 24.43 lbs
Case Pack	1/EA, 3/CV	1/EA, 3/CV	1/EA, 3/CV	1/EA, 3/CV	1/EA, 3/CV	1/EA, 12/CV	1/EA, 12/CV
Retail Packaged	✓	✓	✓	✓	✓	✓	✓
Retail Box Dimensions (LxWxH)	6.25" x 4" x 14.5"	6.25" x 4" x 14.5"	6.25" x 4" x 22.5"	12" - 3" x 3" x 16.25" 16" - 3" x 3" x 20.25" 18" - 3" x 3" x 22.25" 24" - 3" x 3" x 28.25" 32" - 3" x 3" x 36.25"	12" - 3" x 3" x 16.25" 16" - 3" x 3" x 20.25" 18" - 3" x 3" x 22.25" 24" - 3" x 3" x 28.25" 32" - 3" x 3" x 36.25"	12" - 4" x 3" x 14" 16" - 4" x 3" x 18" 18" - 4" x 3" x 20" 24" - 4" x 3" x 26" 32" - 4" x 3" x 34"	12" - 3.25" x 3" x 15.25" 16" - 3.25" x 3" x 19.25" 18" - 3.25" x 3" x 21.25" 24" - 3.25" x 3" x 27.25" 32" - 3.25" x 3" x 35.25"
Warranty	Limited Lifetime	Limited Lifetime	Limited Lifetime	Limited Lifetime	Limited Lifetime	2 Year Limited	2 Year Limited



ECOMMERCE
Available to order online



RETAIL
Available in large retail chain stores



PROVIDER
Available in independent DME provider locations

GOOD ★

Includes your most basic models and features that meet the customer minimum requirements and provide a good value.

BETTER ★★

Includes similar design and features from our Good models, our Better models offer supplementary features that give the consumer a better user experience.

BEST ★★★

Includes similar design and features from our Good and Better models, our Best models offers unique high-end features providing consumers with a top level experience.